

Padmashali Shikshan Santha's

A.R. BURLA MAHILA VARISHATA MAHAVIDYALAYA, SOLAPUR

Employer Feedback Forms

2020-21

Employer Feedback Forms: 31

Sr. No	Questions	Excellent	Good	Fair	Poor
A.	Curriculum relevant for employability	26	5	-	-
B.	Current syllabus is need based	25	6	-	-
C.	Relationship with the faculty members	28	3	-	-
D.	Discipline and punctuality of employees	30	1	-	-
E.	Ability to communicate	30	1	-	-
F.	Use of good judgment	29	2	-	-
G.	Ability to accept criticism / improvement	25	6	-	-
H.	Work ethics	31	-	-	-

Analysis of Employer Feedback Forms:

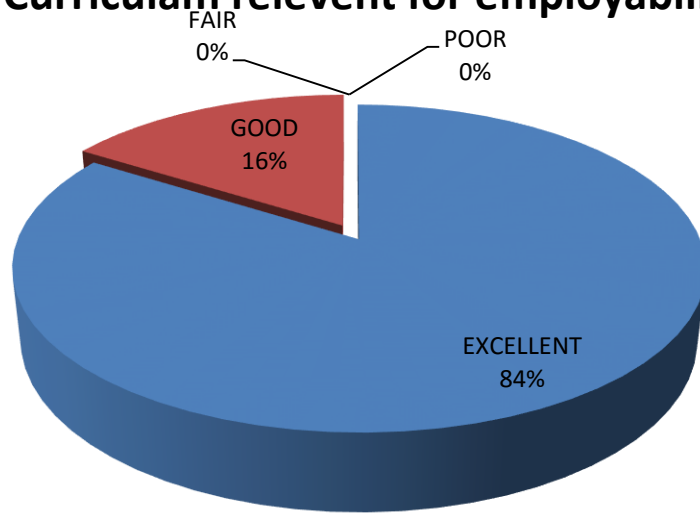
Sr. No.	Question Grade	Total Grade	Percentage
1.	Excellent	224/248	90.32%
2.	Good	24/248	9.68%
3.	Fair	0/248	0.00%
4.	Poor	0/248	0.00%
	Total		100%

Overall Result: Excellent

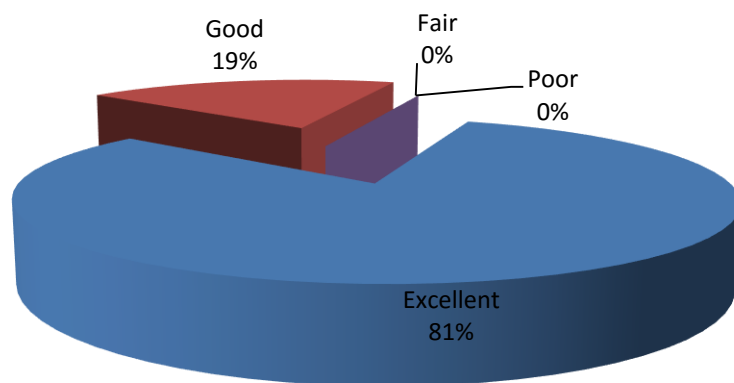
Frequency	Marks	Remark
91% to 100%	A+	Excellent
81% to 90%	A	
71% to 80%	B+	Very Good
61% to 70%	B	
51% to 60%	C+	Good
41% to 50%	C	
31% to 40%	D+	Satisfactory
21% to 30%	D	
11% to 20%	E+	Poor

EMPLOYER FEEDBACKS- ANALYSIS

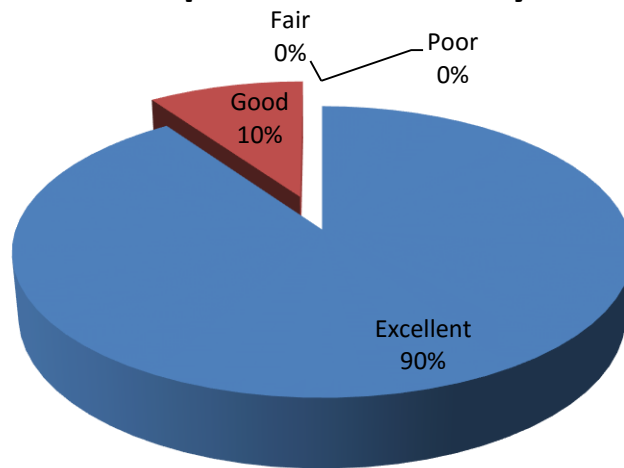
A. Curriculum relevent for employability



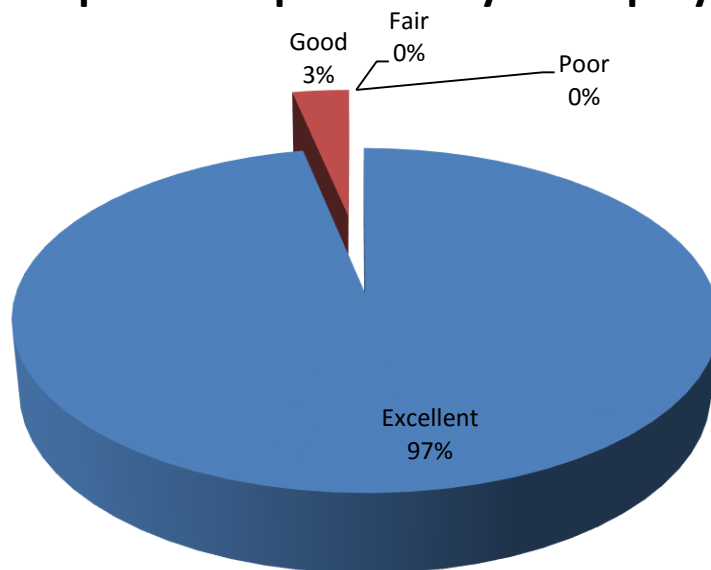
B. Current syllabus is need based



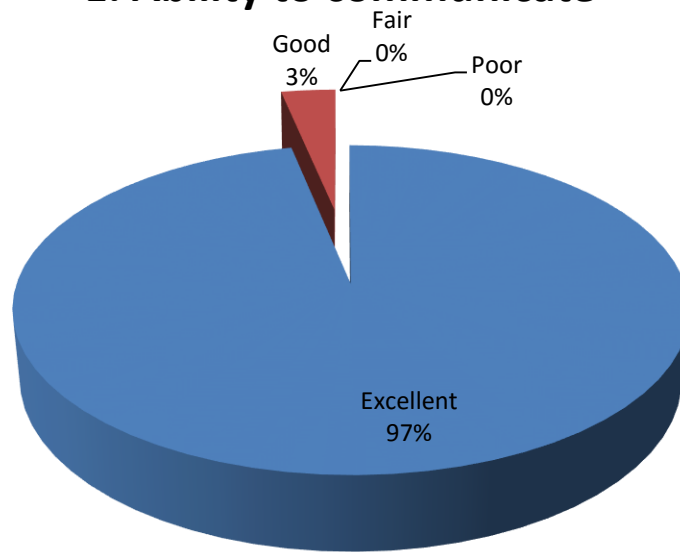
C. Relationship with the faculty members



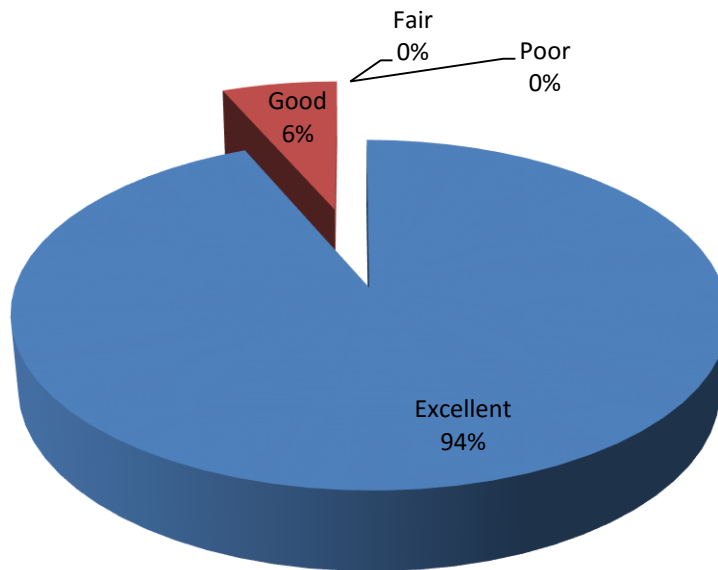
D. Discipline and punctuality of employees



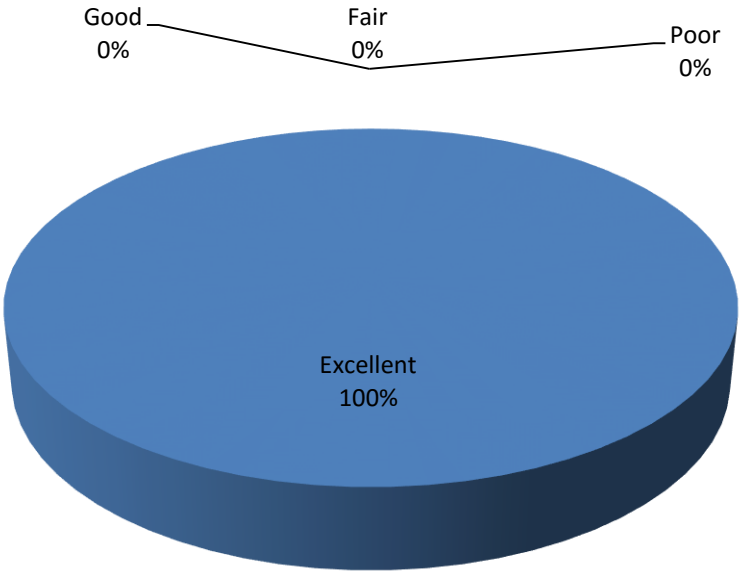
E. Ability to communicate



F. Use of good judgment



H. Work Ethics



Padmashali Shikshan Sanstha's

A. R. BURLA MAHILA VARISHTHA MAHAVIDYALA, SOLAPUR

STUDENTS' FEEDBACK ON SYLLABUS

(Academic Year 2020-2021)

Student Feedback Form Analysis Report

Department of Arts

➤ Total Feedbacks Taken: **52**

• **Teaching Staff**

1. Dr. Annie John
2. Dr. Panchappa Waghmare
3. Dr. Prajakta Joshi
4. Dr. Rajendra Wadje
5. Dr. Sanjay Landage
6. Dr. Tukaram N. Shinde
7. Dr. Tukaram V. Shinde
8. Prof. Surekha Battul
9. Dr. Kavita Murumkar
10. Dr. Sainath Kabade

A. R. BURLA MAHILA VARISHTHA MAHAVIDYALA, SOLAPUR

B. A. - III

2020-21

Total Feedbacks Taken: **52**

Name of the Teacher: **Dr. Annie John**

Subject: **Compulsory English**

Student Feedback Report

Sr. No.	Question	Excellent	Very Good	Good	Average	Below Average
1.	Teacher Approach to the subject	45	4	2	1	--
2.	Teacher Availability	42	6	3	1	--
3.	Teachers Enthusiasm	40	5	4	2	1
4.	Effectiveness and Communication Skill	43	5	3	1	--
5.	Library Facilities	38	8	4	2	--
6.	Co-curricular and Extra curricular activities	34	9	5	3	1
7.	Teachers Contribution to my studies	32	7	6	4	3

Sr. No.	Question Grade	Total Grade	Percentage
1.	Excellent	274/364	75.27%
2.	Very Good	44/364	12.09%
3.	Good	27/364	7.42%
4.	Average	14/364	3.85%
5.	Below Average	5/364	1.37%
	Total		100%

Overall Result: Very Good

Frequency	Marks	Remark
91% to 100%	A+	Excellent
81% to 90%	A	
71% to 80%	B+	Very Good
61% to 70%	B	
51% to 60%	C+	Good
41% to 50%	C	
31% to 40%	D+	Satisfactory
21% to 30%	D	
11% to 20%	E+	Poor

A. R. BURLA MAHILA VARISHTHA MAHAVIDYALA, SOLAPUR

B. A. - III

2020-21

Total Feedbacks Taken: **52**

Name of the Teacher: **Dr. Panchappa R. Waghmare**

Subject: **English Compulsory**

Student Feedback Report

Sr. No.	Question	Excellent	Very Good	Good	Average	Below Average
1.	Teacher Approach to the subject	46	3	2	1	--
2.	Teacher Availability	40	8	2	2	--
3.	Teachers Enthusiasm	37	7	5	2	1
4.	Effectiveness and Communication Skill	41	6	4	1	--
5.	Library Facilities	36	7	6	2	1
6.	Co-curricular and Extra-curricular activities	31	12	5	3	1
7.	Teachers Contribution to my studies	34	5	5	5	3

Sr. No.	Question Grade	Total Grade	Percentage
1.	Excellent	265/364	72.80%
2.	Very Good	48/364	13.19%
3.	Good	29/364	7.97%
4.	Average	16/364	4.40%
5.	Below Average	6/364	1.64%
	Total		100%

Overall Result: Excellent

Frequency	Marks	Remark
91% to 100%	A+	Excellent
81% to 90%	A	
71% to 80%	B+	Very Good
61% to 70%	B	
51% to 60%	C+	Good
41% to 50%	C	
31% to 40%	D+	Satisfactory
21% to 30%	D	
11% to 20%	E+	Poor

A. R. BURLA MAHILA VARISHTHA MAHAVIDYALA, SOLAPUR

B. A. - III

2020-21

Total Feedbacks Taken: **52**

Name of the Teacher: **Dr. Prajakta Joshi**

Subject: **Hindi**

Student Feedback Report

Sr. No.	Question	Excellent	Very Good	Good	Average	Below Average
1.	Teacher Approach to the subject	42	6	3	1	--
2.	Teacher Availability	38	10	2	2	--
3.	Teachers Enthusiasm	34	8	6	3	1
4.	Effectiveness and Communication Skill	40	6	5	1	--
5.	Library Facilities	37	6	5	3	1
6.	Co-curricular and Extra-curricular activities	30	12	6	3	1
7.	Teachers Contribution to my studies	34	6	5	4	3

Sr. No.	Question Grade	Total Grade	Percentage
1.	Excellent	255/364	70.05%
2.	Very Good	54/364	14.84%
3.	Good	32/364	8.79%
4.	Average	17/364	4.67%
5.	Below Average	6/364	1.65%
	Total		100%

Overall Result: Very Good

Frequency	Marks	Remark
91% to 100%	A+	Excellent
81% to 90%	A	
71% to 80%	B+	Very Good
61% to 70%	B	
51% to 60%	C+	Good
41% to 50%	C	
31% to 40%	D+	Satisfactory
21% to 30%	D	
11% to 20%	E+	Poor

A. R. BURLA MAHILA VARISHTHA MAHAVIDYALA, SOLAPUR

B. A. - III

Total Feedbacks Taken: **52**

Name of the Teacher: **Dr. Rajendra Wadje**

Subject: **Hindi**

Student Feedback Report

Sr. No.	Question	Excellent	Very Good	Good	Average	Below Average
1.	Teacher Approach to the subject	44	4	2	1	1
2.	Teacher Availability	39	9	2	1	1
3.	Teachers Enthusiasm	36	6	5	3	2
4.	Effectiveness and Communication Skill	42	7	2	1	--
5.	Library Facilities	38	6	4	3	1
6.	Co-curricular and Extra-curricular activities	28	14	6	3	1
7.	Teachers Contribution to my studies	36	6	5	2	3

Sr. No.	Question Grade	Total Grade	Percentage
1.	Excellent	263/364	72.25%
2.	Very Good	52/364	14.29%
3.	Good	26/364	7.14%
4.	Average	14/364	3.85%
5.	Below Average	9/364	2.47%
	Total		100%

Overall Result: Excellent

Frequency	Marks	Remark
91% to 100%	A+	Excellent
81% to 90%	A	
71% to 80%	B+	Very Good
61% to 70%	B	
51% to 60%	C+	Good
41% to 50%	C	
31% to 40%	D+	Satisfactory
21% to 30%	D	
11% to 20%	E+	Poor

Padmashali Shikshan Sanstha's

A. R. BURLA MAHILA VARISHTHA MAHAVIDYALA, SOLAPUR

B. A. - III

2020-21

Total Feedbacks Taken: **52**

Name of the Teacher: **Dr. Sanjay Landage**

Subject: **Marathi**

Student Feedback Report

Sr. No.	Question	Excellent	Very Good	Good	Average	Below Average
1.	Teacher Approach to the subject	41	6	3	1	1
2.	Teacher Availability	40	8	2	1	1
3.	Teachers Enthusiasm	34	8	6	2	2
4.	Effectiveness and Communication Skill	40	8	3	1	-
5.	Library Facilities	32	9	6	3	2
6.	Co-curricular and Extra-curricular activities	26	15	7	3	1
7.	Teachers Contribution to my studies	35	7	5	3	2

Sr. No.	Question Grade	Total Grade	Percentage
1.	Excellent	248/364	68.13%
2.	Very Good	61/364	16.76%
3.	Good	32/364	8.79%
4.	Average	14/364	3.85%
5.	Below Average	9/364	2.47%
	Total		100%

Overall Result: Very Good

Frequency	Marks	Remark
91% to 100%	A+	Excellent
81% to 90%	A	
71% to 80%	B+	Very Good
61% to 70%	B	
51% to 60%	C+	Good
41% to 50%	C	
31% to 40%	D+	Satisfactory
21% to 30%	D	
11% to 20%	E+	Poor

A. R. BURLA MAHILA VARISHTHA MAHAVIDYALA, SOLAPUR

B. A. - III

2020-21

Total Feedbacks Taken: **52**

Name of the Teacher: **Dr. Tukaram N. Shinde**

Subject: **History**

Student Feedback Report

Sr. No.	Question	Excellent	Very Good	Good	Average	Below Average
1.	Teacher Approach to the subject	42	5	2	2	1
2.	Teacher Availability	41	7	3	1	-
3.	Teachers Enthusiasm	32	9	6	3	2
4.	Effectiveness and Communication Skill	39	7	4	1	1
5.	Library Facilities	30	8	7	5	2
6.	Co-curricular and Extra curricular activities	29	11	7	3	2
7.	Teachers Contribution to my studies	34	7	6	3	2

Sr. No.	Question Grade	Total Grade	Percentage
1.	Excellent	247/364	67.86%
2.	Very Good	54/364	14.84%
3.	Good	35/364	9.62%
4.	Average	18/364	4.94%
5.	Below Average	10/364	2.74%
	Total		100%

Overall Result: Very Good

Frequency	Marks	Remark
91% to 100%	A+	Excellent
81% to 90%	A	
71% to 80%	B+	Very Good
61% to 70%	B	
51% to 60%	C+	Good
41% to 50%	C	
31% to 40%	D+	Satisfactory
21% to 30%	D	
11% to 20%	E+	Poor

A. R. BURLA MAHILA VARISHTHA MAHAVIDYALA, SOLAPUR

B. A. - III

2020-21

Total Feedbacks Taken: **52**

Name of the Teacher: **Dr. Tukaram V. Shinde**

Subject: **Geography**

Student Feedback Report

Sr. No.	Question	Excellent	Very Good	Good	Average	Below Average
1.	Teacher Approach to the subject	40	7	2	2	1
2.	Teacher Availability	43	5	2	2	-
3.	Teachers Enthusiasm	34	7	5	4	2
4.	Effectiveness and Communication Skill	40	6	5	1	-
5.	Library Facilities	29	8	7	6	2
6.	Co-curricular and Extra curricular activities	32	9	7	3	1
7.	Teachers Contribution to my studies	34	7	5	4	2

Sr. No.	Question Grade	Total Grade	Percentage
1.	Excellent	252/364	69.23%
2.	Very Good	49/364	13.46%
3.	Good	33/364	9.07%
4.	Average	22/364	6.04%
5.	Below Average	8/364	2.20%
	Total		100%

Overall Result: Very Good

Frequency	Marks	Remark
91% to 100%	A+	Excellent
81% to 90%	A	
71% to 80%	B+	Very Good
61% to 70%	B	
51% to 60%	C+	Good
41% to 50%	C	
31% to 40%	D+	Satisfactory
21% to 30%	D	
11% to 20%	E+	Poor

A. R. BURLA MAHILA VARISHTHA MAHAVIDYALA, SOLAPUR

B. A. - III

2020-21

Total Feedbacks Taken: **52**

Name of the Teacher: **Prof. Surekha Battul**

Subject: **A.I.H.C.**

Student Feedback Report

Sr. No.	Question	Excellent	Very Good	Good	Average	Below Average
1.	Teacher Approach to the subject	41	6	3	1	1
2.	Teacher Availability	40	6	3	2	1
3.	Teachers Enthusiasm	32	8	6	4	2
4.	Effectiveness and Communication Skill	38	7	5	1	1
5.	Library Facilities	28	9	7	6	2
6.	Co-curricular and Extra-curricular activities	31	9	8	3	1
7.	Teachers Contribution to my studies	36	6	5	4	1

Sr. No.	Question Grade	Total Grade	Percentage
1.	Excellent	246/364	67.58%
2.	Very Good	51/364	14.01%
3.	Good	37/364	10.16%
4.	Average	21/364	5.77%
5.	Below Average	9/364	2.48%
	Total		100%

Overall Result: Very Good

Frequency	Marks	Remark
91% to 100%	A+	Excellent
81% to 90%	A	
71% to 80%	B+	Very Good
61% to 70%	B	
51% to 60%	C+	Good
41% to 50%	C	
31% to 40%	D+	Satisfactory
21% to 30%	D	
11% to 20%	E+	Poor

A. R. BURLA MAHILA VARISHTHA MAHAVIDYALA, SOLAPUR

B. A. - III

2020-21

Total Feedbacks Taken: **52**

Name of the Teacher: **Dr. Kavita Murumkar**

Subject: **Marathi**

Student Feedback Report

Sr. No.	Question	Excellent	Very Good	Good	Average	Below Average
1.	Teacher Approach to the subject	42	5	2	2	1
2.	Teacher Availability	42	5	2	2	1
3.	Teachers Enthusiasm	36	6	5	3	2
4.	Effectiveness and Communication Skill	40	5	3	2	2
5.	Library Facilities	26	10	8	5	3
6.	Co-curricular and Extra-curricular activities	32	8	7	4	1
7.	Teachers Contribution to my studies	35	7	5	4	1

Sr. No.	Question Grade	Total Grade	Percentage
1.	Excellent	253/364	69.51%
2.	Very Good	46/364	12.64%
3.	Good	32/364	8.79%
4.	Average	22/364	6.04%
5.	Below Average	11/364	3.02%
	Total		100%

Overall Result: Very Good

Frequency	Marks	Remark
91% to 100%	A+	Excellent
81% to 90%	A	
71% to 80%	B+	Very Good
61% to 70%	B	
51% to 60%	C+	Good
41% to 50%	C	
31% to 40%	D+	Satisfactory
21% to 30%	D	
11% to 20%	E+	Poor

A. R. BURLA MAHILA VARISHTHA MAHAVIDYALA, SOLAPUR

B. A. - III

2020-21

Total Feedbacks Taken: **52**

Name of the Teacher: **Dr. Sainath Kabade**

Subject: **History**

Student Feedback Report

Sr. No.	Question	Excellent	Very Good	Good	Average	Below Average
1.	Teacher Approach to the subject	40	6	3	2	1
2.	Teacher Availability	44	3	3	2	-
3.	Teachers Enthusiasm	34	7	6	3	2
4.	Effectiveness and Communication Skill	41	5	3	2	1
5.	Library Facilities	24	11	9	5	3
6.	Co-curricular and Extra curricular activities	31	9	6	5	1
7.	Teachers Contribution to my studies	36	6	6	3	1

Sr. No.	Question Grade	Total Grade	Percentage
1.	Excellent	250/364	68.68%
2.	Very Good	47/364	12.91%
3.	Good	36/364	9.89%
4.	Average	22/364	6.04%
5.	Below Average	9/364	2.48%
	Total		100%

Overall Result: Very Good

Frequency	Marks	Remark
91% to 100%	A+	Excellent
81% to 90%	A	
71% to 80%	B+	Very Good
61% to 70%	B	
51% to 60%	C+	Good
41% to 50%	C	
31% to 40%	D+	Satisfactory
21% to 30%	D	
11% to 20%	E+	Poor

Padmashali Shikshan Sanstha's

A. R. BURLA MAHILA VARISHTHA MAHAVIDYALA, SOLAPUR

FEEDBACKS ON SYLLABUS

(Academic Year 2020-2021)

Student Feedback Form Analysis Report

Department of Commerce

- Total Students: **692**
- Feedback Form: **480**

• **Teaching Staff**

1. Dr. Shivanand B. Bhanje (H.O.D.)
2. Dr. Shirish N. Bhosale
3. Prof. Ranjana V. Bansude
4. Dr. Shankar S. Raje
5. CA. Shrinivas R. Gundeli
6. Dr. Panchappa R. Waghmare
7. Prof. Umashankar G. Nadargi

A. R. BURLA MAHILA VARISHTHA MAHAVIDYALA, SOLAPUR

B. Com. - II

2020-21

Total Students: **692**

Total Feedbacks Collected: **480**

Name of the Teacher: **Dr. Shivanand B. Bhanje**

Subject: **Cooperative Development**

Student Feedback Report

Sr. No.	Question	Excellent	Very Good	Good	Average	Below Average
1.	Teacher Approach to the subject	422	34	20	3	1
2.	Teacher Availability	392	32	25	20	11
3.	Teachers Enthusiasm	413	30	19	14	4
4.	Effectiveness and Communication Skill	418	23	21	18	--
5.	Library Facilities	382	72	14	7	5
6.	Co-curricular and Extra-curricular activities	352	89	31	6	2
7.	Teachers Contribution to my studies	401	36	18	13	12

Sr. No.	Question Grade	Total Grade	Percentage
1.	Excellent	2780/3360	82.74%
2.	Very Good	316/3360	9.40%
3.	Good	148/3360	4.40%
4.	Average	81/3360	2.41%
5.	Below Average	35/3360	1.05%
	Total		100%

Overall Result: Very Good

Frequency	Marks	Remark
91% to 100%	A+	Excellent
81% to 90%	A	
71% to 80%	B+	Very Good
61% to 70%	B	
51% to 60%	C+	Good
41% to 50%	C	
31% to 40%	D+	Satisfactory
21% to 30%	D	
11% to 20%	E+	Poor

A. R. BURLA MAHILA VARISHTHA MAHAVIDYALA, SOLAPUR

B. Com. - II

2020-21

Total Students: **692**

Total Feedbacks Collected: **480**

Name of the Teacher: **CA Shriniwas Gundeli**

Subject: **Business Economics**

Student Feedback Report

Sr. No.	Question	Excellent	Very Good	Good	Average	Below Average
1.	Teacher Approach to the subject	428	32	18	1	1
2.	Teacher Availability	396	32	22	20	10
3.	Teachers Enthusiasm	412	32	24	10	2
4.	Effectiveness and Communication Skill	411	25	23	14	7
5.	Library Facilities	401	51	16	8	4
6.	Co-curricular and Extra curricular activities	356	85	32	7	--
7.	Teachers Contribution to my studies	412	38	21	5	4

Sr. No.	Question Grade	Total Grade	Percentage
1.	Excellent	2816/3360	83.81 %
2.	Very Good	295/3360	8.78 %
3.	Good	156/3360	4.64%
4.	Average	65/3360	1.93%
5.	Below Average	28/3360	0.84%
	Total		100%

Overall Result: Very Good

Frequency	Marks	Remark
91% to 100%	A+	Excellent
81% to 90%	A	
71% to 80%	B+	Very Good
61% to 70%	B	
51% to 60%	C+	Good
41% to 50%	C	
31% to 40%	D+	Satisfactory
21% to 30%	D	
11% to 20%	E+	Poor

A. R. BURLA MAHILA VARISHTHA MAHAVIDYALA, SOLAPUR

B. Com. - II

2020-21

Total Students: **692**

Total Feedbacks Collected: **480**

Name of the Teacher: **Dr. Panchappa R. Waghmare**

Subject: **English**

Student Feedback Report

Sr. No.	Question	Excellent	Very Good	Good	Average	Below Average
1.	Teacher Approach to the subject	442	25	12	1	--
2.	Teacher Availability	382	38	28	23	9
3.	Teachers Enthusiasm	401	42	23	12	2
4.	Effectiveness and Communication Skill	422	28	20	10	--
5.	Library Facilities	398	62	15	5	--
6.	Co-curricular and Extra curricular activities	360	85	27	6	2
7.	Teachers Contribution to my studies	399	34	22	15	10

Sr. No.	Question Grade	Total Grade	Percentage
1.	Excellent	2804/3360	83.45%
2.	Very Good	314/3360	9.35%
3.	Good	147/3360	4.37%
4.	Average	72/3360	2.14%
5.	Below Average	23/3360	0.69%
	Total		100%

Overall Result: Excellent

Frequency	Marks	Remark
91% to 100%	A+	Excellent
81% to 90%	A	
71% to 80%	B+	Very Good
61% to 70%	B	
51% to 60%	C+	Good
41% to 50%	C	
31% to 40%	D+	Satisfactory
21% to 30%	D	
11% to 20%	E+	Poor

C. R. BURLA MAHILA VARISHTHA MAHAVIDYALA, SOLAPUR

D. Com. - II

2020-21

Total Students: **692**

Total Feedbacks Collected: **480**

Name of the Teacher: **Dr. Shirish N. Bhosale**

Subject: **Business Economics**

Student Feedback Report

Sr. No.	Question	Excellent	Very Good	Good	Average	Below Average
1.	Teacher Approach to the subject	422	34	20	3	1
2.	Teacher Availability	392	32	25	20	11
3.	Teachers Enthusiasm	413	30	19	14	4
4.	Effectiveness and Communication Skill	418	23	21	18	--
5.	Library Facilities	382	72	14	7	5
6.	Co-curricular and Extra-curricular activities	352	89	31	6	2
7.	Teachers Contribution to my studies	401	36	18	13	12

Sr. No.	Question Grade	Total Grade	Percentage
1.	Excellent	2780/3360	82.74%
2.	Very Good	316/3360	9.40%
3.	Good	148/3360	4.40%
4.	Average	81/3360	2.41%
5.	Below Average	35/3360	1.05%
	Total		100%

Overall Result: Very Good

Frequency	Marks	Remark
91% to 100%	A+	Excellent
81% to 90%	A	
71% to 80%	B+	Very Good
61% to 70%	B	
51% to 60%	C+	Good
41% to 50%	C	
31% to 40%	D+	Satisfactory
21% to 30%	D	
11% to 20%	E+	Poor

A. R. BURLA MAHILA VARISHTHA MAHAVIDYALA, SOLAPUR

B. Com. - II

2020-21

Total Students: **692**

Total Feedbacks Collected: **480**

Name of the Teacher: **Dr. Shankar Raje**

Subject: **Business Economics**

Student Feedback Report

Sr. No.	Question	Excellent	Very Good	Good	Average	Below Average
1.	Teacher Approach to the subject	422	34	20	3	1
2.	Teacher Availability	392	32	25	20	11
3.	Teachers Enthusiasm	413	30	19	14	4
4.	Effectiveness and Communication Skill	418	23	21	18	--
5.	Library Facilities	382	72	14	7	5
6.	Co-curricular and Extra-curricular activities	352	89	31	6	2
7.	Teachers Contribution to my studies	401	36	18	13	12

Sr. No.	Question Grade	Total Grade	Percentage
1.	Excellent	2780/3360	82.74%
2.	Very Good	316/3360	9.40%
3.	Good	148/3360	4.40%
4.	Average	81/3360	2.41%
5.	Below Average	35/3360	1.05%
	Total		100%

Overall Result: Very Good

Frequency	Marks	Remark
91% to 100%	A+	Excellent
81% to 90%	A	
71% to 80%	B+	Very Good
61% to 70%	B	
51% to 60%	C+	Good
41% to 50%	C	
31% to 40%	D+	Satisfactory
21% to 30%	D	
11% to 20%	E+	Poor

A. R. BURLA MAHILA VARISHTHA MAHAVIDYALA, SOLAPUR

B. Com. - II

2020-21

Total Students: **692**

Total Feedbacks Collected: **480**

Name of the Teacher: **Mr. Umashankar Nadargi**

Subject: **Corporate Accounting**

Student Feedback Report

Sr. No.	Question	Excellent	Very Good	Good	Average	Below Average
1.	Teacher Approach to the subject	432	36	8	3	1
2.	Teacher Availability	401	33	22	16	8
3.	Teachers Enthusiasm	423	28	14	12	3
4.	Effectiveness and Communication Skill	412	34	23	9	2
5.	Library Facilities	379	68	24	7	2
6.	Co-curricular and Extra curricular activities	364	76	32	6	2
7.	Teachers Contribution to my studies	408	32	24	10	6

Sr. No.	Question Grade	Total Grade	Percentage
1.	Excellent	2819/3360	83.90%
2.	Very Good	307/3360	9.14%
3.	Good	147/3360	4.37%
4.	Average	63/3360	1.88%
5.	Below Average	24/3360	0.71%
	Total		100%

Overall Result: Excellent

Frequency	Marks	Remark
91% to 100%	A+	Excellent
81% to 90%	A	
71% to 80%	B+	Very Good
61% to 70%	B	
51% to 60%	C+	Good
41% to 50%	C	
31% to 40%	D+	Satisfactory
21% to 30%	D	
11% to 20%	E+	Poor

A. R. BURLA MAHILA VARISHTHA MAHAVIDYALA, SOLAPUR

B. Com. - II

2020-21

Total Students: **692**

Total Feedbacks Collected: **480**

Name of the Teacher: **Prof. Ranjana Bansude**

Subject: **Money and Finance System**

Student Feedback Report

Sr. No.	Question	Excellent	Very Good	Good	Average	Below Average
1.	Teacher Approach to the subject	424	40	11	4	1
2.	Teacher Availability	412	28	20	15	5
3.	Teachers Enthusiasm	418	32	15	14	1
4.	Effectiveness and Communication Skill	398	30	27	12	13
5.	Library Facilities	358	73	27	12	10
6.	Co-curricular and Extra curricular activities	354	72	36	10	8
7.	Teachers Contribution to my studies	401	38	22	12	7

Sr. No.	Question Grade	Total Grade	Percentage
1.	Excellent	2765/3360	82.29%
2.	Very Good	313/3360	9.32%
3.	Good	158/3360	4.70%
4.	Average	79/3360	2.35%
5.	Below Average	45/3360	1.34%
	Total		100%

Overall Result: Very Good

Frequency	Marks	Remark
91% to 100%	A+	Excellent
81% to 90%	A	
71% to 80%	B+	Very Good
61% to 70%	B	
51% to 60%	C+	Good
41% to 50%	C	
31% to 40%	D+	Satisfactory
21% to 30%	D	
11% to 20%	E+	Poor

A. R. BURLA MAHILA VARISHTHA MAHAVIDYALA, SOLAPUR

B. Com. - II

2020-21

Total Students: **692**

Total Feedbacks Collected: **480**

Name of the Teacher: **Prof. S. R. Patel** Subject Name: **Fundamental of Entrepreneurship**

Student Feedback Report

Sr. No.	Question	Excellent	Very Good	Good	Average	Below Average
1.	Teacher Approach to the subject	412	48	12	6	2
2.	Teacher Availability	392	52	18	10	8
3.	Teachers Enthusiasm	399	43	16	14	8
4.	Effectiveness and Communication Skill	398	30	27	12	13
5.	Library Facilities	360	72	26	14	8
6.	Co-curricular and Extra-curricular activities	348	82	34	12	4
7.	Teachers Contribution to my studies	400	39	18	14	9

Sr. No.	Question Grade	Total Grade	Percentage
1.	Excellent	2709/3360	80.63%
2.	Very Good	366/3360	10.89%
3.	Good	151/3360	4.49%
4.	Average	82/3360	2.44%
5.	Below Average	52/3360	1.55%
	Total		100%

Overall Result: Very Good

Frequency	Marks	Remark
91% to 100%	A+	Excellent
81% to 90%	A	
71% to 80%	B+	Very Good
61% to 70%	B	
51% to 60%	C+	Good
41% to 50%	C	
31% to 40%	D+	Satisfactory
21% to 30%	D	
11% to 20%	E+	Poor

A.R. BURLA MAHILA VARISHATA MAHAVIDYALAYA, SOLAPUR

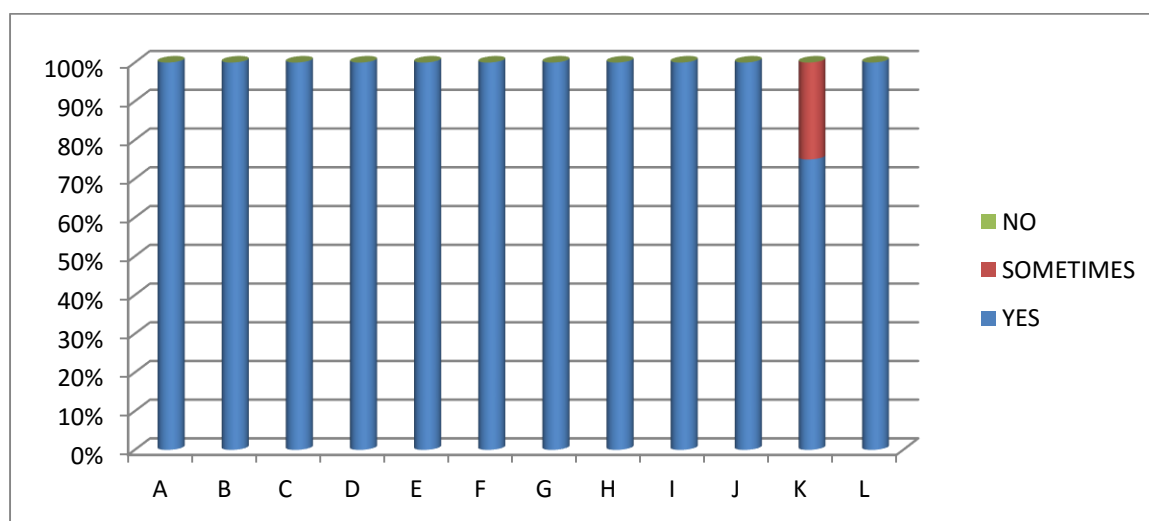
Teachers Feedback Form

2020-21

- **Teachers Feedback Form – 20**
- **Total Teacher Feedback Forms - 20**

Sr. No	Questions	Yes	Sometimes	No
A.	The course / syllabi taught by me have a good balance between theory and application	20	-	-
B.	The overall objectives of the syllabus are well defined	20	-	-
C.	Books, reference books and relevant study material are available in the library.	20	-	-
D.	The course / syllabi of the subjects taught by me increased my knowledge, perspective and interest in the subject area.	20	-	-
E.	The college has given me full freedom to adopt new techniques and strategies in teaching.	20	-	-
F.	Test/examinations are conducted with proper coverage of all units in the syllabus.	20	-	-
G.	Do you have scope for academic up gradation and research work?	20	-	-
H.	The environment in the college is conducive to teaching and learning.	20	-	-
I.	The management/administration is supportive and teacher friendly	20	-	-
J.	The college provides adequate opportunities and support to faculty members for upgrading their skills and qualifications.	20	-	-
K.	ICT facilities in the college are adequate and satisfactory.	15	05	-
L.	Are you happy the classrooms, campus and total infrastructure of the college?	20	-	-

TEACHERS FEEDBACK



A.R. BURLA MAHILA VARISHATA MAHAVIDYALAYA, SOLAPUR

Alumni Feedback Form

2020-21

- **Alumni Feedback Form – 84**
- **Total Alumni Feedback Forms - 84**

Sr. No	Questions	Yes	No	Financial	Other	Very Good	Good	Average	Poor
A.	Are you member of the Alumni Association	84	0	-	-	-	-	-	-
B.	Do you share a cordial relationship with the teachers?	84	0	-	-	-	-	-	-
C.	Do you attend the Alumni Meeting?	84	0	-	-	-	-	-	-
D.	In what way do you contribute towards the college?	-	-	62	22	-	-	-	-
E.	Has the college curriculum contributed towards your personality development?	72	12	-	-	-	-	-	-
F.	Is there any change in the college environment when you were a student and now?	84	0	-	-	-	-	-	-
G.	Do you receive updates from the Institute through SMS/Mails/Calls?	84	0	-	-	-	-	-	-
H.	How do you rate the courses that you have learnt in the college in relation to your current job?	-	-	-	-	62	18	3	1
I.	How do you rate the faculty	-	-	-	-	68	12	2	2
J.	Are you satisfied with the educational resources?	80	4	-	-	-	-	-	-
K.	Do you have any grievance with the college?	8	76	-	-	-	-	-	-
L.	Overall rating of the college.	-	-	-	-	70	12	2	0

ALUMNI FEEDBACK

